

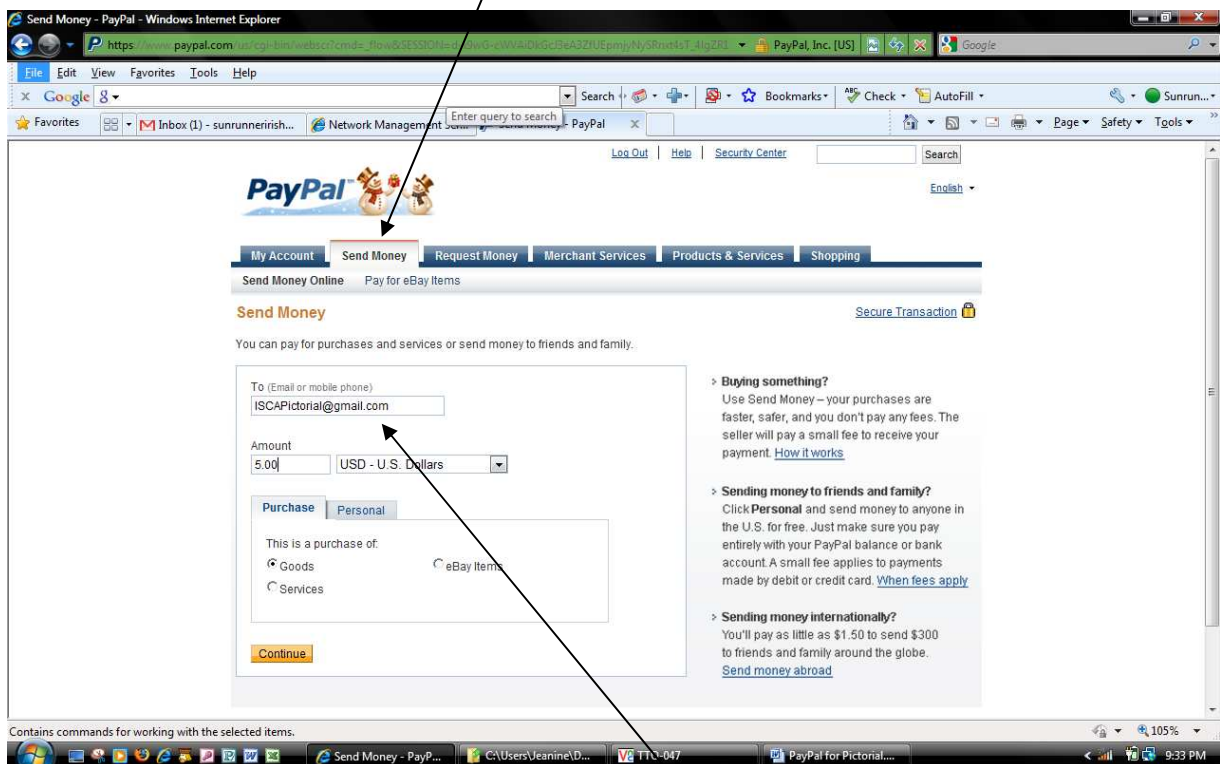
## How to Use PayPal for the Pictorial (ads or book orders)

In order to use PayPal, you must have a PayPal account. If you do not have one yet, go to [www.PayPal.com](http://www.PayPal.com) and follow the instructions for a new account. It will take at least 24 hours to be able to use PayPal unless you set your account up to use a credit card. You do not need a credit card, you can tie PayPal to your checking account - but this is what takes 24 hours or so to verify.

Below are step by step instructions for using PayPal to purchase your Pictorial Ad or Book.

Log into PayPal and choose the Send Money Tab.

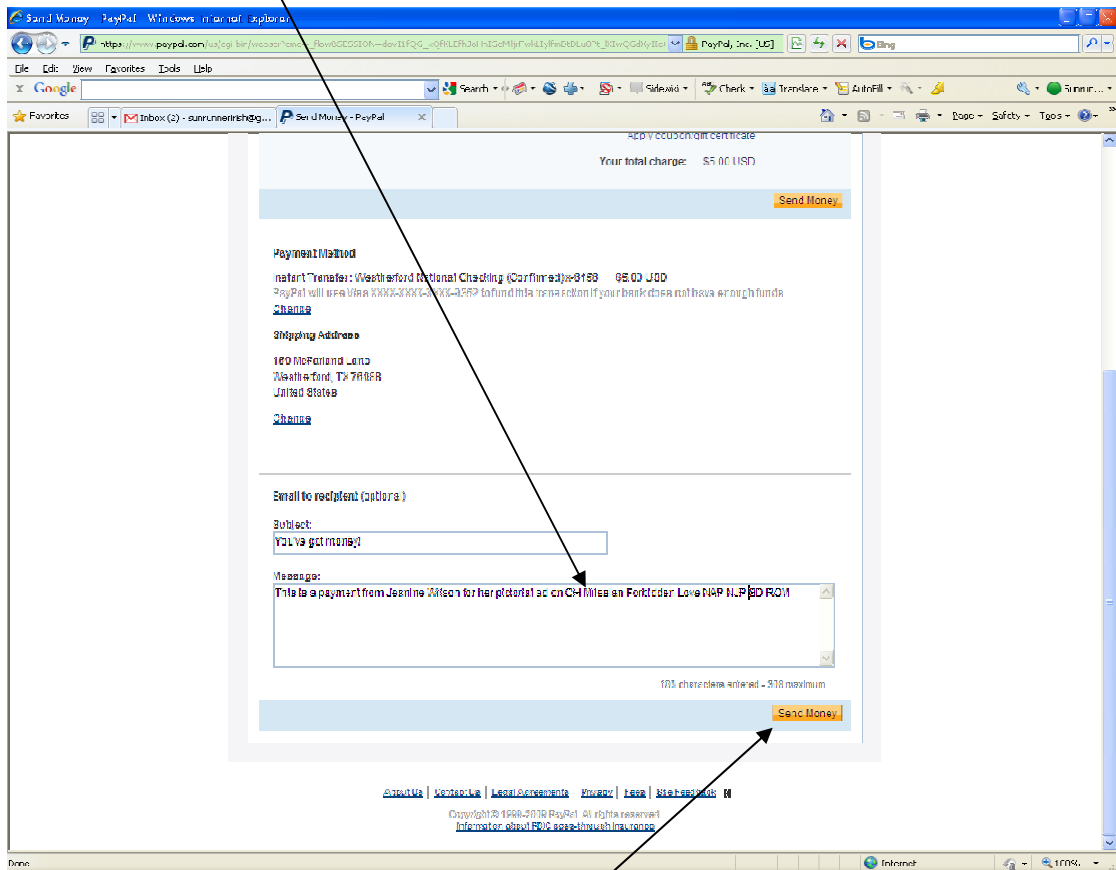
This is my personal PayPal account. I will step through paying via PayPal. In my example I am paying ISCA \$5 for my Pictorial Ad (oh, don't I wish it was this cheap!)



The email address you must use is [ISCAPictorial@gmail.com](mailto:ISCAPictorial@gmail.com)

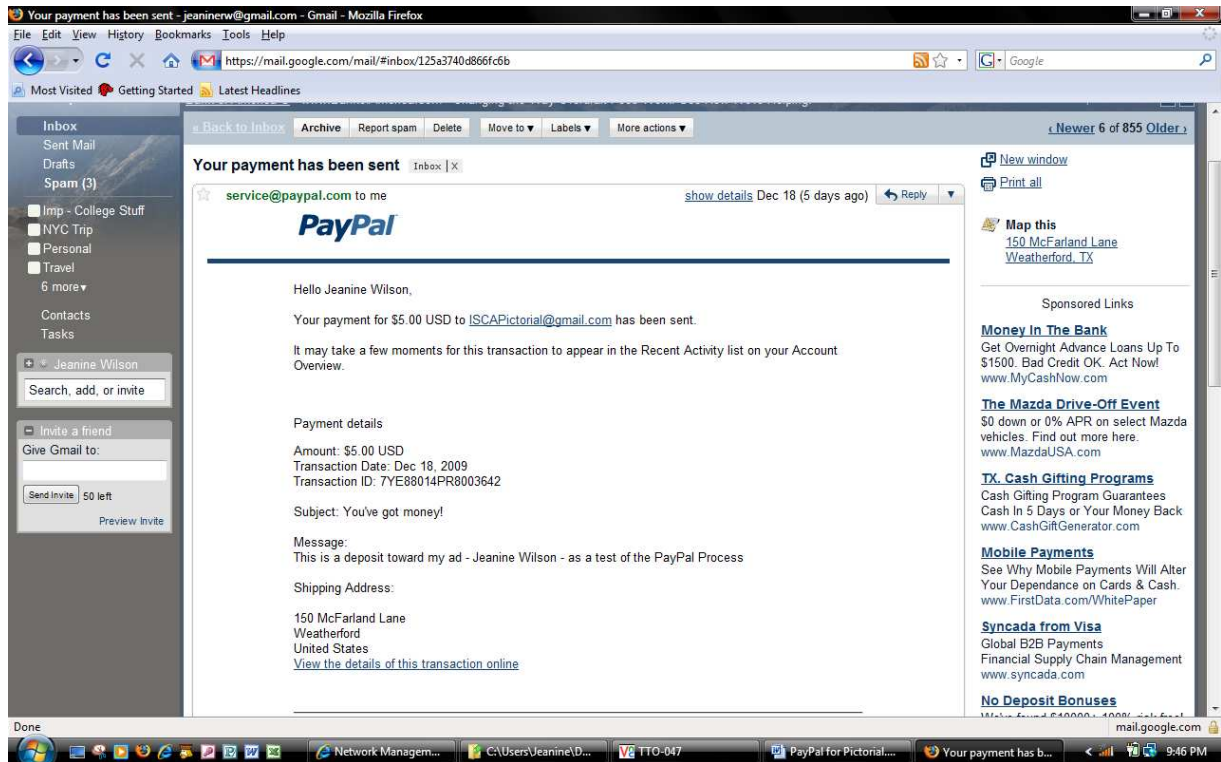
Click continue to bring to the following page:

At the bottom of the page there is an option to put a message in (see below). Be sure to use the message to list what you are paying for. It will make marrying the money to the ad/book order much easier!



Once the message is filled in - click Send Money.

You will receive an email from PayPal showing your money has been sent. I would recommend you send a copy of the email along with your ad or book order. Print a copy for your records.



If there are any issues, PayPal keeps a record of the transactions.

If you have any questions, feel free to contact me: [SunrunnerIrish@gmail.com](mailto:SunrunnerIrish@gmail.com)